Visual Story – Ripon Workhouse Museum (Residents' Block)

On my visit to the Workhouse Museum, there are lots of things I might:

- See
- Hear
- Touch/Feel
- Smell
- Interact with

This visual story will take me on a specific route around the museum. This is the route most visitors follow.

Visual Story – Ripon Workhouse Museum (Residents' Block)

This visual story document will only take me through the **second** half of the museum (Residents' block).

I can find the document for the Vagrants' block visual story on the Ripon Museums website, or by clicking this link: https://riponmuseums.co.uk/app/uploads/2026/09/Visual-Story–Workhouse-Museum-Vagrants-Block-compressed.pdf

Visiting the Residents' Block

In the Residents' Block, I will find the Residents' section of the museum, the Main Garden, and the Discovery spaces.

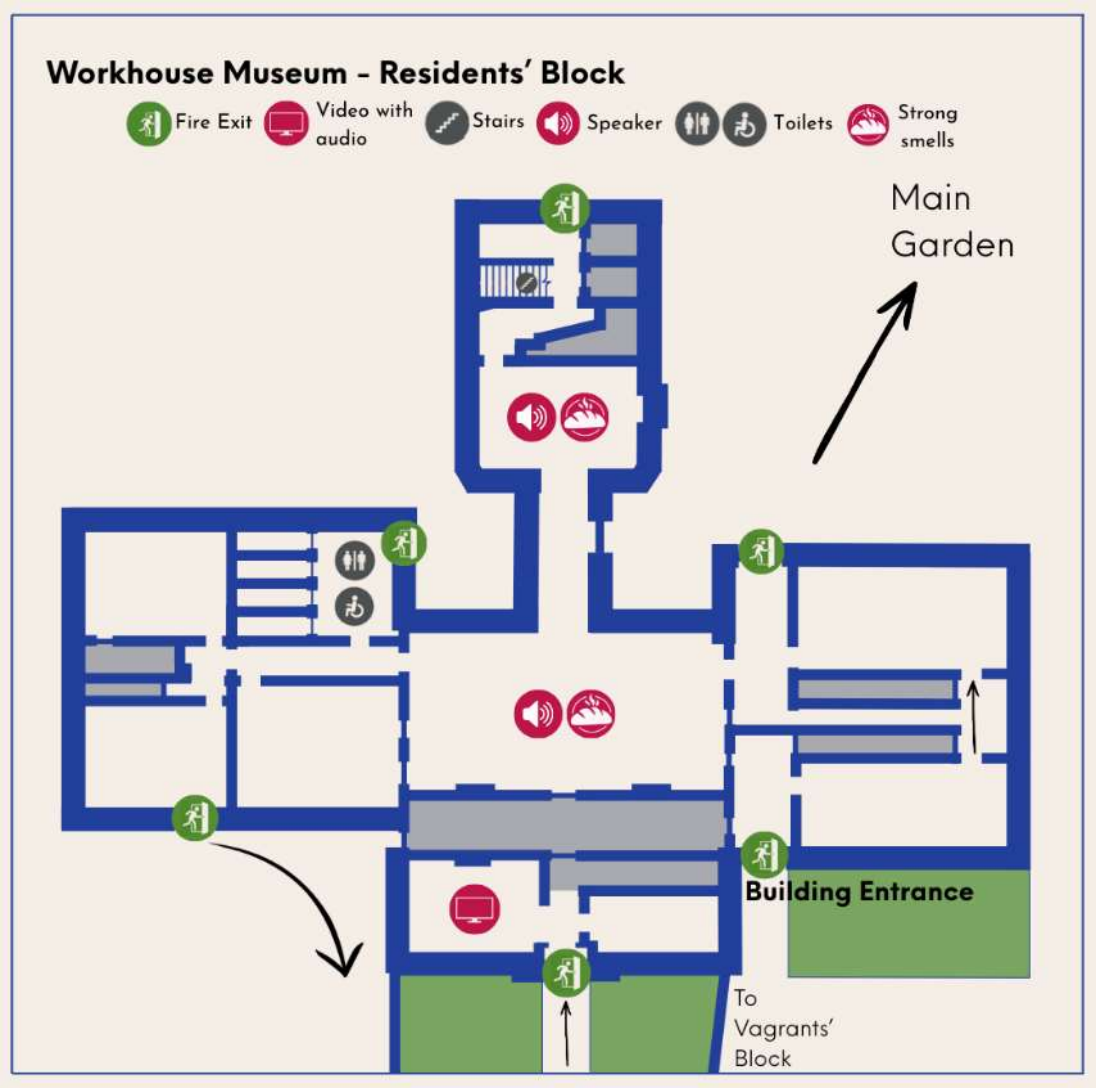

To enter the Residents' Block...

There is a garden in front of the Residents' Block.

I should go towards the pathway to the right of the garden.



To enter the Residents' Block...

I should follow the path and enter the Residents' Block through the doorway.



To enter the Residents' Block...

I should go through the open door on my right.



In the Residents' Block Exhibition...

I will enter the Old Men's Dayroom.

When I'm ready, I should go through the open door on the left.



In the Residents' Block Exhibition...

I should go forwards and through the next open door.

I will enter the first Discovery Space.



In the Residents' Block Exhibition...

This exhibit was created by students from Evolve Ripon in 2026.

There are benches I can sit on.



In the Residents' Block Exhibition...

I should go through the doorway at the other end of the room.

I should turn right and go through the doorway.

I will be outside. It may be bright, hot, or cold.



If I want to visit the main garden...

I can choose if I want to visit the main garden.

If I want to visit it, I should go towards the open gate.





To re-enter the exhibition…

From the main building:





To re-enter the exhibition…

From the garden:



In the Residents' Block Exhibition...

When I go into the main building, I will enter a small room.

There is a staircase to the right. I can choose if I want to go down it.



In the Residents' Block Exhibition...

The staircase is very worn and uneven.

I should hold onto the handrail going down the stairs.

It is colder downstairs.



In the Residents' Block Exhibition...

I will enter the cellar.

There are rooms in front of me, to my left, and to my right.

It may feel cold and damp.

Room on the right:



In the Residents' Block Exhibition...

When I am ready, I should go back up the stairs.

The stairs are worn and uneven.



In the Residents' Block Exhibition...

After I go up the stairs, I should go through the doorway to my right.

If I did not visit the cellar, I should walk forwards.

I will enter a small room. People may be washing dishes.



In the Residents' Block Exhibition...

I should go forwards.

I will enter the kitchen.

There may be lots of people baking.

I might smell baked food and hear people talking.



In the Residents' Block Exhibition...

I should go through the next doorway.

I will enter a short hallway.

I may hear cutlery/plates scraping, people murmuring, and eating noises from a speaker.



In the Residents' Block Exhibition...

I will enter the dining room.

This room is big and there are lots of closed doors.

There are benches I can sit on.

The noise from the speaker is louder here.



In the Residents' Block Exhibition...

I should go through the open doorway to the right.

I will enter a hallway.

I may still hear noise from the speaker.



If I want to go to the toilet…

I should go through the first doorway on the right.

There are gender-neutral and disabled toilets.

There is a baby changing table on the right (not pictured).



In the Residents' Block Exhibition...

Past the toilets, I can go through the doorway on the left.

I will enter the schoolroom.

There are desks I can sit on.

I can write on the blackboard.



In the Residents' Block Exhibition...

When I want to continue, I should go back out of the doorway.

I should go to the end of the hallway and turn right.



In the Residents' Block Exhibition...

I will enter the second Discovery space.

This is a weaving made by the artist Poppy Nash.



In the Residents' Block Exhibition...

To continue viewing the exhibition, I should go back through the doorway.

I should go forward.



In the Residents' Block Exhibition...

I will enter the Old Women's Dayroom.

This room may be bright.

This room has a door open to the outside.



In the Residents' Block Exhibition...

I should exit the building.

I should follow the path to the left until I reach the end.



In the Residents' Block Exhibition...

I should turn left and go up the pathway in the Front Garden.

I will enter the Master and Matron's rooms.



In the Residents' Block Exhibition...

If I go left, I will enter the Master and Matron's Living Room.

There is a video with audio of a man talking.

There is a piano I can choose to play.



In the Residents' Block Exhibition...

If I go right, I will enter their Dining Room.

This is the final room of the exhibition.



When I want to leave the museum...

I should exit the building and go forwards.

I should re-enter the Vagrants' block through the glass doors.





If I want to go to the shop…

I can choose to buy something from the shop.

There is a shop through the doorway on the left, and in the reception.

I should pay for things at the Front Desk.

Main shop:



When I want to leave the museum…

I should continue going forwards out of the next glass doors and along the pathway.

I will reach the main road.

I may hear noise from cars and people talking.



Extra information — Schools

Sometimes, a group of school children will be visiting the museum.

I will be told by the Front Desk Volunteer if there is currently a school visit.

I might see lots of people and hear loud voices.

I can choose whether I still want to enter the museum.

